

**THE 2513 DEAN  
GOODS  
LOCOMOTIVE  
PROJECT**



## **Dean News No 2 April 2026**

As we enter Spring its heartening to be able to report more progress towards the recreation of 2513.

Firstly we have received a substantial number of new memberships and are now well into double figures with regular new enrolments. Our target is to exceed a membership of one hundred this year. A big thank you to all those who have now joined and we ask you to encourage others to do so.

Significant publicity of the project has featured in recent editions of both Steam Railway and Trackside magazines.

After unavoidable delays we expect the website 2513.org to be live within the next few days along with a facebook page for the project.

The boiler at Williton has been moved close to the WSR down line making it very visible to passing passengers and we intend improving its cosmetic appearance and adding the website address in bold letters.

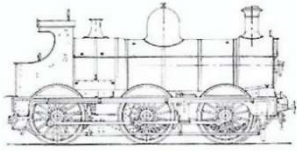
We are continuing the search for usable genuine parts and hope to conclude more purchases during this year.

Elliot has also been working on the CAD development of drawings which will enable metal to be cut for the frames, buffer beams and stretchers in due course.

Through liaison with the team working on 5775 at the K&WVR we have the offer to hire their recently produced patterns for a pair of cylinder castings. The 57xx and 2301 cylinders are almost identical and this gives a significant potential cost saving.

**2513 DEAN GOODS LOCOMOTIVE PROJECT  
11 PIPERS GROVE HIGNHAM  
GLOUCESTERSHIRE GL28NJ**

**www.2513.co.uk e-mail: info@2513.co.uk**



**THE 2513  
DEAN GOODS  
PROJECT**

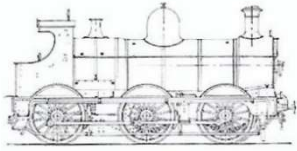


We have had quite a lot of success in finding good used and new items needed for 2513 including those in the cab area in the photo below. Some of these have been generously donated by various supporters others purchased on behalf of the project. The Three columns at the top in the middle are for the whistle valves with the steam heating valve and gauge connection being the centre one. These were quite a find! The body below those is for the injector steam valves. Two boiler feed clack valves are either side of the photo and the boiler water gauge is to the left of centre, We have been given most of the parts for two authentic cab front windows and a supporter has offered to complete these. Compare this photo with the one of 2516's cab on the next page to see where these items fit.




**2513 DEAN GOODS LOCOMOTIVE PROJECT  
11 PIPERS GROVE HIGHNAM  
GLOUCESTERSHIRE GL28NJ**

**www.2513.co.uk e-mail: info@2513.co.uk**



**THE 2513  
DEAN GOODS  
PROJECT**



**2513 DEAN GOODS LOCOMOTIVE PROJECT  
11 PIPERS GROVE HIGHNAM  
GLOUCESTERSHIRE GL28NJ**

**www.2513.co.uk e-mail: info@2513.co.uk**